

Objectives and investment policy

Objectives

The objective of the fund is to generate high absolute return. The share class is accumulating.

Investment policy

The fund mainly invests in long and short positions in bonds and fixed income markets primarily in the Nordic, but also Euroland, UK and US. The fund aims to utilise imbalances in the markets by investing in both traditional government bonds and mortgage bonds as well as financial derivative instruments. The fund aims to protect the investments by hedging the interest rate risk fully or partially, as well as by investing in a number of different strategies. The gross exposure is capped at 150 times the value of net assets. The investment strategy is active. This means that there may be significant differences in the return relative to the alternative investment fund's target. The fund is categorised as article 8 under SFDR and promotes environmental and/or social characteristics, as well as good governance practices, through screening, exclusions, investment analysis and decision-making as well as active ownership. The fund follows Danske Invest's responsible investment policy.

Latest fund report

In May, Danske Invest Hedge Fixed Income Strategies provided a return of 0.62%. Year to date, the return is 4.51%.

Following a highly volatile April, influenced by geopolitical events such as Trump's Liberation Day, the month of May saw a calmer environment for risky assets.

The positive performance in May was primarily driven by our positions in covered bonds. Over the first five months of the year, investment areas including covered bonds, curve trades, cross-currency swaps, and country spreads have contributed significantly to our positive performance. However, some of our protection trades have encountered challenges, resulting in negative returns.

Looking ahead to the remainder of 2025, we anticipate numerous attractive investment opportunities. We expect the fund not only to achieve its target return - which is the risk-free rate plus 3%-5% annually - but also believe it is realistic to exceed this target moving forward.

Despite geopolitical uncertainties, particularly the ongoing Ukraine/Russia conflict, which continues to draw significant attention with persistent attacks and ineffective peace negotiations, other global tensions also remain focal points. These include the conflict in Israel/Gaza and the tensions involving China.

On a positive note, regulatory measures affecting banks appear to be reducing risk appetite across the sector. This scenario is expected to present us with favourable opportunities as investors.

At the end of May, the portfolio's risk level, measured in terms of Value-at-Risk, is approximately 27% below our maximum risk limit, marking a slight reduction since the beginning of the month.

Historical returns are not a reliable indicator of future returns. It should be noted that monthly returns (in percent) are non-additive.

Awards



Manager



Name:
Michael Petry
Danske Bank Asset Management

Title:
Chief Portfolio Manager

Background:
HD (Finansiering)

Years of experience:
30

Basic information

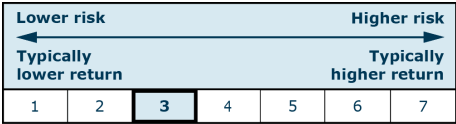
ISIN code	GB00BOXNFH73
Currency	SEK
Total assets, mill. DKK, 03.07.2025	10,861.9
Net asset value (NAV), 30.06.2025	6,216.41
Minimum initial investment	SEK 10,000
Management fee	0.90%
Sub-fund of	Danske Invest PCC Limited
Fund domicile	Guernsey
Management company	Danske Invest Management A/S

Charges

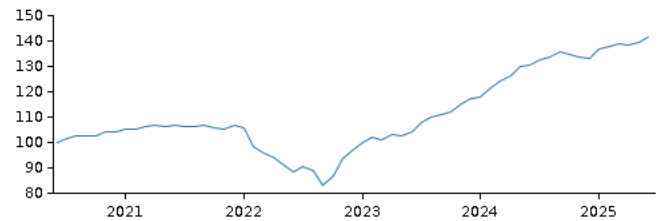
Ongoing charge	1.20%
Max. entry charge	5.00%
Max. exit charge	5.00%
Performance fee: 20% of the outperformance against the hurdle rate.	

Risk indicator

The summary risk indicator is a guide to the level of risk of this product compared to other products.

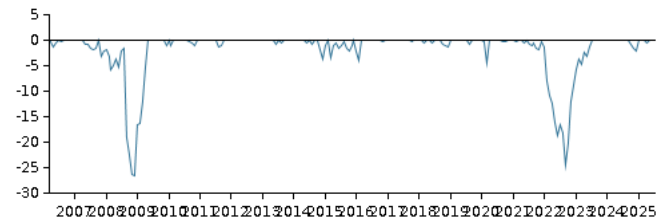


Return in the period: 30.06.2020 - 30.06.2025



The default for the chart is the return for the past 5 years as of end of month or, if the fund is less than 5 years old, since launch. Past performance is not a reliable indicator of future results. Future returns may be negative. The return may increase and decrease as a result of currency fluctuations if the fund is issued in a currency other than the currency used in the country in which you are domiciled.

Drawdown



Monthly return

	Jan	Feb	Mar	Apr	May	Jun	Jul	Aug	Sep	Oct	Nov	Dec	YTD
2025	2.59	0.83	0.74	-0.32	0.62	1.65							6.24
2024	0.33	3.28	2.32	1.62	2.89	0.10	1.63	0.88	1.68	-0.69	-0.86	-0.30	13.55
2023	3.32	2.03	-1.01	2.41	-0.84	1.79	3.38	2.07	1.03	0.66	2.97	1.73	21.26
2022	-1.16	-6.72	-2.89	-1.57	-3.65	-2.51	2.14	-1.67	-6.31	4.22	8.16	3.03	-9.55
2021	1.10	-0.08	0.75	0.75	-0.50	0.51	-0.61	-0.20	0.53	-1.11	-0.27	1.65	2.52
2020	1.16	-0.21	-4.17	5.03	1.51	1.42	1.87	1.22	-0.11	-0.12	1.38	0.29	9.43
2019	1.68	1.64	0.98	0.89	0.28	0.27	0.03	-0.78	1.02	0.62	0.28	0.12	7.23

