

Objectives and investment policy

Objectives
The objective of this alternative investment fund is to achieve investment growth in any type of market conditions (absolute return). The share class is accumulating.

Investment policy
The fund gains investment exposure to bonds and money market instruments from member states of the EU, member states of the OECD, China or public international bodies. The fund may gain exposure to any sector. The fund is categorised as article 8 under SFDR and promotes environmental and/or social characteristics, as well as good governance practices, through screening, exclusions, investment analysis and decision-making as well as active ownership. The fund follows Danske Invest's responsible investment policy. In actively managing the fund's portfolio, the investment manager applies flexible and dynamic investment strategies, taking long and short positions that seeks to take full advantage of market changes and opportunities within fixed income markets. The fund may use derivatives for hedging and efficient portfolio management, as well as for investment purposes. Expected leverage is 1,500% to 3,500% with an expected maximum of 4,000%. The main part of the share class' NAV will be hedged against the base currency of the fund. However, the share class remains exposed to the currencies of the investments in the fund. Recommendation: The fund may not be appropriate for investors who plan to redeem their money within 3 years.

Awards



Manager



Name:
Anders Møller Lumholtz
Danske Bank Asset Management

Title:
Chief Portfolio Manager

Background:
M.Sc. (Economics)

Years of experience:
16

Basic information

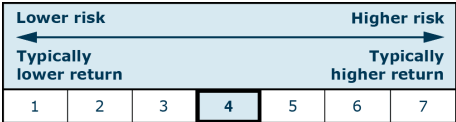
| | |
|-------------------------------------|------------------------------|
| ISIN code | LU1807295263 |
| Currency | NOK |
| Total assets, mill. EUR, 03.07.2025 | 1,113.9 |
| Net asset value (NAV), 03.07.2025 | 1,690.81 |
| Minimum initial investment | 1,000 EUR |
| Management fee | 0.75% |
| Sub-fund of | Danske Invest SICAV - SIF |
| Fund domicile | Luxembourg |
| Management company | Danske Invest Management A/S |

Charges

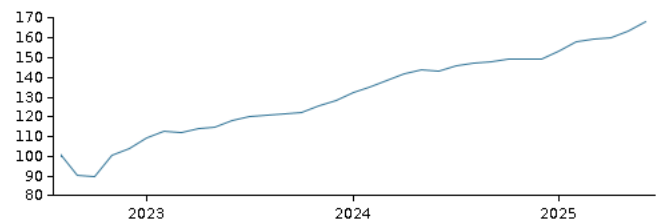
| | |
|---|-------|
| Ongoing charge | 0.96% |
| Max. entry charge | 5.00% |
| Max. exit charge | 1.00% |
| Performance fee: 20% of the outperformance. | |

Risk indicator

The summary risk indicator is a guide to the level of risk of this product compared to other products.

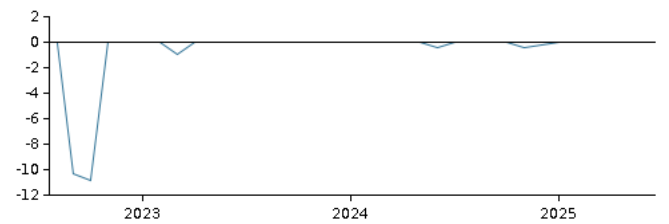


Return in the period: 24.08.2022 - 30.06.2025



The default for the chart is the return for the past 5 years as of end of month or, if the fund is less than 5 years old, since launch. Past performance is not a reliable indicator of future results. Future returns may be negative. The return may increase and decrease as a result of currency fluctuations if the fund is issued in a currency other than the currency used in the country in which you are domiciled.

Drawdown



Monthly return

| | Jan | Feb | Mar | Apr | May | Jun | Jul | Aug | Sep | Oct | Nov | Dec | YTD |
|------|------|------|-------|------|------|-------|------|------|--------|-------|-------|------|-------|
| 2025 | 2.76 | 3.15 | 0.54 | 0.55 | 2.26 | 2.70 | | | | | | | 12.53 |
| 2024 | 2.86 | 2.26 | 2.19 | 2.51 | 1.57 | -0.36 | 1.69 | 1.13 | 0.43 | 0.93 | -0.34 | 0.19 | 16.10 |
| 2023 | 4.94 | 3.04 | -0.90 | 2.10 | 0.51 | 3.14 | 1.81 | 0.50 | 0.55 | 0.67 | 2.44 | 2.49 | 23.33 |
| 2022 | | | | | | | | 0.47 | -10.23 | -0.54 | 12.42 | 3.48 | 4.35 |

